



PEUGEOT TRAVELLER

PRICES, EQUIPMENT AND

TECHNICAL SPECIFICATIONS

December 2017

Model Year 2018



PEUGEOT

Version 2

PEUGEOT Traveller

Available in 3 lengths, PEUGEOT Traveller can carry up to 8 passengers, even in its smallest, Compact body length. It's ideal for customers who are looking for a great MPV alternative.



1. CHOOSE YOUR LEVEL

In addition to Active:



TRAVELLER ALLURE

Exterior Style

17" Alloy wheels
Door handles with chrome inserts

Doors / Windows

Twin hands-free electric sliding side doors
Split opening tailgate with heated dark tinted rear windscreen and wiper
Slide opening tinted windows in row 2 and fixed tinted windows in row 3 (approx. 70% opacity) on Compact versions
Fixed dark privacy glass in row 2 and row 3 (approx. 90% opacity) on Standard and Long versions

Safety & Security

Head-Up Display
Curtain airbags

In-car entertainment

HiFi Pack (5 speakers + 4 tweeters & subwoofer)
PEUGEOT Connect Navigation with PEUGEOT Connect SOS and Assistance : Connected 3D Navigation with voice recognition, SOS & Assistance, Teleservices and tri-tuner.

Lighting & Visibility

Electric folding heated door mirrors
Xenon headlights
Panoramic glass roof (2 panels) 2

Comfort & Convenience

Full leather interior trim
Electric and heated front seats with massage function
Park Assist 180°
Peugeot Open & Go system (Keyless entry and start)
Leather steering wheel

TRAVELLER ACTIVE

Exterior Style

Body colour bumpers, door mirrors, door handles and side rubbing strips
17" wheel covers
Front fog lights with cornering lights
LED DRLs

Comfort & Convenience

Rear parking sensors
Automatic dual zone air conditioning
Additional rear air conditioning (vents in ceiling console)¹
Cruise control with speed limiter
Child surveillance mirror

Seating

Tilt and height-adjustable driver's seat with armrest
Front passenger seat with armrest
3-seater bench (1/3 2/3) in row 2 adjustable by sliding on rails

In-car entertainment

Connect Radio: 7" colour touchscreen with DAB digital radio, Bluetooth®, USB, audio jack, bi-tuner and Mirror Screen®
12 volt sockets in cabin and row 2

Lighting & Visibility

Automatic headlights
Automatic windscreen wipers
Electrochrome rear view mirror
Heated, electrically adjustable door mirrors

Doors / Windows

Twin sliding side doors
Front electric windows with 'one-touch' operation
Fixed tinted rear windows in row 2 and 3 (approx. 70% opacity)
Rear tailgate with heated windscreen and wiper

Safety & Security

Alarm
Full size steel spare wheel
Driver attention sensors
Driver, front passenger, front lateral airbags

1) Only available on Standard and Long versions

2) Brings additional air vents and reading lights only on Standard and Long versions

2. VEHICLE PRICING

	LENGTH	ENGINE	Titre Code	CO2 g/km	BASIC MRRP (£)	VAT (£)	TOTAL MRRP (£)	ON THE ROAD MRRP (£)	P11D VALUE	BIK %	Ins. Group
Active	Standard	BlueHDi 95 S&S ETG6 piloted manual	1PKONNPKLST0A0B3 ACT STD BHD195 ETG	139	25,503.33	5,100.67	30,604.00	31,520.00	31,265.00	29	11E
	Standard	BlueHDi 115 S&S 6-speed manual	1PKONNPKZKT0A0B3 ACT STD BHD1115	137	25,686.67	5,137.33	30,824.00	31,740.00	31,485.00	29	16E
	Standard	BlueHDi 150 S&S 6-speed manual	1PKONNPKBKT0A0B3 ACT STD BHD1150	139	26,920.00	5,384.00	32,304.00	33,220.00	32,965.00	29	22E
	Long	BlueHDi 115 S&S 6-speed manual	1PKONPPKZKT0A0B3 ACT LONG BHD1115	137	26,270.00	5,254.00	31,524.00	32,440.00	32,185.00	29	15E
	Long	BlueHDi 150 S&S 6-speed manual	1PKONPPKBKT0A0B3 ACT LONG BHD1150	143	27,490.83	5,498.17	32,989.00	33,905.00	33,650.00	30	22D
Allure	Compact	BlueHDi 150 S&S 6-speed manual	1PKONMRKBKT0A0B3 ALL COMP BHD1150	139	31,365.83	6,273.17	37,639.00	38,555.00	38,300.00	29	21E
	Compact	BlueHDi 180 S&S EAT6 automatic	1PKONMRKAQT0A0B3 ALL COMP BHD1180A	151	33,324.17	6,664.83	39,989.00	41,205.00	40,650.00	32	23E
	Standard	BlueHDi 150 S&S 6-speed manual	1PKONNRKBKT0A0B3 ALL STD BHD1150	139	31,949.17	6,389.83	38,339.00	39,255.00	39,000.00	29	21E
	Standard	BlueHDi 180 S&S EAT6 automatic	1PKONNRKAQT0A0B3 ALL STD BHD1180A	151	33,907.50	6,781.50	40,689.00	41,905.00	41,350.00	32	24E
	Long	BlueHDi 150 S&S 6-speed manual	1PKONPRKBKT0A0B3 ALL LONG BHD1150	143	32,520.00	6,504.00	39,024.00	39,940.00	39,685.00	30	22E
	Long	BlueHDi 180 S&S EAT6 automatic	1PKONPRKAQT0A0B3 ALL LONG BHD1180A	155	34,490.83	6,898.17	41,389.00	42,605.00	42,050.00	33	24E

3.1 CHOOSE YOUR PAINT COLOUR & UPHOLSTERY

Flat colours			Metallic colours				
Bianca White	Dragoon Blue	Black	Rich Oak	Aluminium	Nimbus Grey	Amber Red	Pearl Sand
P0WP	P04P	P0XY	M0G6	M0ZR	M0VL	M0V7	M0EU

Traveller	Active	Grey and dark blue "Ocean" cloth trim	44FY	£0	£0	£250	£520	£520	£520	£520	£520
	Allure	Black "Claudia" full leather	CYFX	£0	£0	£250	£520	£520	£520	£520	£520

Prices include VAT

Flat colours



Bianca White



Black



Dragoon Blue

Metallic colours



Aluminium



Nimbus Grey



Pearl Sand



Amber Red



Rich Oak

3.2 VEHICLE UPHOLSTERY & WHEELS

Upholstery

Active

Grey and dark blue "Ocean" cloth trim



Allure

Black "Claudia" full leather trim



Wheel Cover / Alloy Wheel

Active

17 inch wheel covers - ZHCJ / ZHCL*



Allure

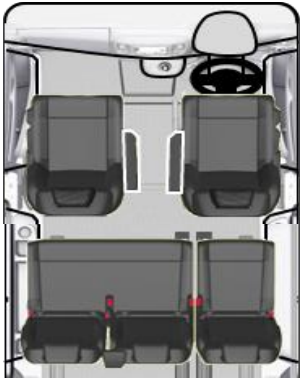

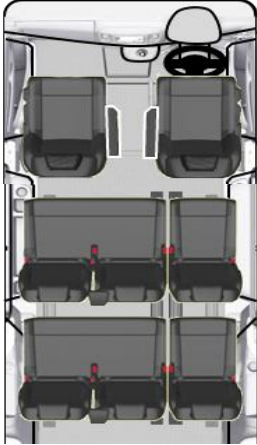
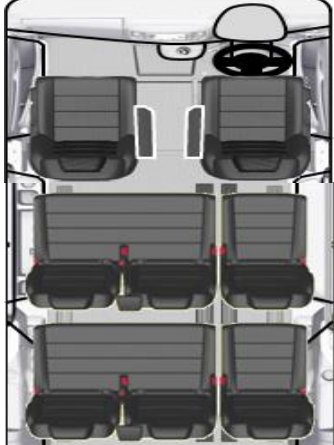
17 inch alloy wheels - ZHCQ / ZHCS*



○ Optional on Active level

*With Grip Control

3.3 CHOOSE YOUR SEAT CONFIGURATION

		Traveller Active		Traveller Allure		
		Driver seat and one front passenger seat with armrests		Driver seat and one front passenger seat with armrests		
		3-seater bench (1/3 2/3) in row 2, with 3 full size rear seats and ISOFIX mounting points		3-seater leather bench (1/3 2/3) in row 2, with 3 full size rear seats and ISOFIX mounting points		
SECOND ROW						
	Code	Standard	-	Standard	-	
		3-seater bench (1/3 2/3) in row 2 and row 3, with 3 full size rear seats and ISOFIX mounting points		3-seater leather bench (1/3 2/3) in row 2 and row 3, with 3 full size rear seats and ISOFIX mounting points		
THIRD ROW						
	Code	Total M.R.R.P. £1,080.00	AN17	No cost option - all versions	AN17	

4. CHOOSE YOUR OPTIONS

OPTIONS	NOTES	TRAVELLER		Option code	Basic M.R.R.P.	V.A.T.	Total M.R.R.P.
		ACTIVE	ALLURE				
COMFORT & CONVENIENCE							
Front and rear parking sensors with blind spot monitoring		O	-	UB03	£400.00	£80.00	£480.00
Park Assist 180°: Front and rear parking sensors with blind spot monitoring system and Visio Park 180° (rear camera image and zoom displayed on touchscreen)		O	•	UB07	£700.00	£140.00	£840.00
SAFETY & SECURITY							
Drive Assist Pack: Adaptive cruise control and collision alert, Active Safety Brake		O	O	RG04	£375.00	£75.00	£450.00
Safety Pack: Lane Departure Warning System, speed limit recognition, intelligent speed adaptation, driver attention alert, smart beam headlights		O	O	LI01	£500.00	£100.00	£600.00
Curtain airbags		O	•	NF04	£208.33	£41.67	£250.00
LIGHTING & VISIBILITY							
Xenon lights		O	•	LA04	£500.00	£100.00	£600.00
Headlight washers		O	O	ND02	£83.33	£16.67	£100.00
TECHNOLOGY & ENTERTAINMENT							
PEUGEOT Connect Navigation with PEUGEOT Connect SOS and Assistance : Connected 3D Navigation with voice recognition, SOS & Assistance, Teleservices and tri-tuner.		O	•	J4YZ	£500.00	£100.00	£600.00
EXTERIOR STYLE							
Dark privacy glass on row 2 and 3 (approx 90% opacity)	Not available on Compact versions	O	•	VD18	£150.00	£30.00	£180.00
Non-tinted windows on row 2 and 3 (approx 30% opacity)	Replacing standard darker tinted windows Not available on Compact versions	▲	▲	VD02	£0.00	£0.00	£0.00
Metallic paint		O	O	M0--	£433.33	£86.67	£520.00
Black Paint		O	O	POXY	£208.33	£41.67	£250.00
WHEELS							
17" alloy wheels with Agilis tyres		O	•	ZHCQ	£333.33	£66.67	£400.00
Grip Control, including 17" wheel covers and 215/60 R17 3PMSF tyres	Not available on BlueHDi 95 ETG6 versions	O	-	ZHCL	£558.33	£111.67	£670.00
Grip Control, including 17" alloy wheels and 215/60 R17 3PMSF tyres	Not available on BlueHDi 95 ETG6 versions	O	-	ZHCS	£891.67	£178.33	£1,070.00
		-	O	ZHCS	£558.33	£111.67	£670.00
DOORS & WINDOWS							
Easy Entry Pack: Keyless entry and start, twin electric sliding side doors with handsfree opening and electronic locking of fuel filler cap.		O	•	D501 (brings YD01 & HL04)	£1,166.67	£233.33	£1,400.00
Split opening tailgate with heated dark tinted rear windscreen and wiper		O	•	WO07	£166.67	£33.33	£200.00
Panoramic glass roof (2 panels)	Brings additional rear air vents and reading lights on Standard and Long versions	O	•	OK01	£416.67	£83.33	£500.00
TOWING							
Fixed swan neck towbar		O	O	AQ06	£200.00	£40.00	£240.00
Demountable swan neck towbar		O	O	AQ05	£250.00	£50.00	£300.00
SEATING							
3-seater bench (1/3 2/3) in row 3, with 3 full size rear seats on rails		O	-	AN17	£900.00	£180.00	£1,080.00
3-seater folding bench (1/3 2/3) in row 3 on rails	All versions	-	▲	AN17	£0.00	£0.00	£0.00
Rear parcel shelf - (Included as standard with option AN17)	Not available on Compact versions	O	O	CB09	£66.67	£13.33	£80.00
CONVERTER EQUIPMENT							
Conversion interface box		O	-	QC01	£250.00	£50.00	£300.00

- Standard
- O Cost option
- ▲ No cost option

5.1 CHOOSE YOUR EQUIPMENT

EQUIPMENT	TRAVELLER		NOTES
	ACTIVE	ALLURE	
INTERIOR TRIM			
Grey and dark blue "Ocean" cloth trim	•	•	
Black 'Claudia' full leather trim	•	•	
WHEELS AND TYRES			
17" full wheel covers (Tyres: 215/60 R17)	•	•	
17" alloy wheels (Tyres: 215/60 R17)	○	•	
Full size spare wheel	•	•	
SAFETY & SECURITY			
ABS with Electronic Brakeforce Distribution (EBD)	•	•	
Electronic Stability Control (ESC)	•	•	
Hill Start Assist function	•	•	
Tyre pressure sensors	•	•	
Alarm	•	•	
Driver, front passenger, front lateral, head-thorax airbags	•	•	
Driver, front passenger, front lateral, head-thorax and curtain airbags	○	•	
Five 3-point inertia reel seat belts	•	•	
Unfastened seatbelt visual warning system on driver and front passenger seats	•	•	
Three ISOFIX mounting points with top tether on all rear seats	•	•	
Remote central locking with deadlocks	•	•	
Head Up Display	•	•	
Cruise control with speed limiter	•	•	
Coffee break alert	•	•	
LIGHTING & VISIBILITY			
Panoramic glass roof (2 panels) - with dark tinted glass and sliding blind	○	•	Brings additional rear air vents and reading lights on Standard and Long versions
Automatic lights and windscreen wipers	•	•	
LED Daytime Running Lights	•	•	
Front fog lights	•	•	
Cornering Lights	•	•	
Xenon lights	○	•	
Electro-chrome rear view mirror	•	•	
Child observation mirror	•	•	
STYLE			
EXTERIOR			
Body colour bumpers and side rubbing strips	•	•	
Door mirrors:			
Body colour electrically heated door mirrors	•	•	
Body colour electrically heated and folding door mirrors	•	•	
Door handles:			
Body colour painted door handles	•	•	
Body colour painted door handles with chrome inserts	•	•	

- Standard
- Cost option

5.2 CHOOSE YOUR EQUIPMENT

EQUIPMENT	TRAVELLER		NOTES
	ACTIVE	ALLURE	
COMFORT & CONVENIENCE			
Height and reach adjustable steering wheel	•	■	
Height and reach adjustable leather steering wheel	■	•	
Automatic dual zone air conditioning	•	•	
Air conditioning in row 2 (vents in ceiling console)	•	•	Only available on Standard and Long versions
Front electric windows one touch operation	•	•	
Rear parking sensors	•	■	
Park Assist 180°: Front and rear parking sensors with blind spot monitoring system and Visio Park 180° (rear camera image and zoom displayed on touchscreen)	○	•	
Remote central locking with deadlocks	•	•	
Peugeot Open & Go system (keyless entry and start)	■	•	
Fold-down aircraft style tray tables (integrated into back of front seats)	•	•	
Integrated retractable rear side window sun blinds	■	•	
2 cup holders, one on driver side and one on passenger side on the top of the dashboard	•	•	
12 volt sockets (cabin and rear)	•	•	
Additional non programmable heating (WEBASTO)	■	•	
Acoustic Pack (Acoustic windscreen and wider lateral window)	•	•	
DOORS AND WINDOWS			
Twin sliding doors	•	■	
Easy Entry Pack: Peugeot Open & Go system, twin electric sliding side doors with handsfree opening and electronic locking of fuel filler cap.	○	•	
Rear tailgate with heated windscreen and wiper	•	■	
Split opening tailgate with heated dark tinted rear windscreen and wiper	○	•	
Fixed tinted windows in row 2 and row 3 (approx. 70% opacity)	•	■	
Slide opening tinted windows in row 2 fixed tinted windows in row 3 (approx. 70% opacity)	■	•	Only available on Compact versions
Fixed dark tinted windows in row 2 and row 3 (approx. 90% opacity)	○	•	Only available on Standard and Long versions
DRIVER INFORMATION			
7 inch Touchscreen (used to control all primary vehicle functions)	•	•	
Audible warnings (door open, lights on, etc..)	•	•	
SEATING			
Tilt and height-adjustable driver's seat and front passenger's seat	•	•	
Driver's and front passenger's armrests	•	•	
Heated electric driver and front passenger seat with massage function	■	•	
3-seater bench (1/3 2/3) in row 2 on rail	•	•	
3-seater bench (1/3 2/3) in row 3 on rails	○	▲	
STORAGE			
Glovebox	•	•	
Closable storage on the top of the dashboard	•	■	
Illuminated storage on the top of the dashboard	■	•	
IN-CAR ENTERTAINMENT			
Connect Radio: 7" colour Touchscreen with DAB digital radio, Bluetooth handsfree, USB port, audio jack, bi-tuner and Mirror Screen®	•	•	
HiFi Pack (5 speakers + 4 Tweeters & subwoofer)	■	•	
PEUGEOT Connect Navigation with PEUGEOT Connect SOS and Assistance : Connected 3D Navigation with voice recognition, SOS & Assistance, Teleservices and tri-tuner.	○	•	

- Standard
- Cost option
- ▲ No cost option

6.1 KNOW EVERYTHING ABOUT YOUR TRAVELLER

VERSIONS	BlueHDi 95 S6S ETG6		BlueHDi 115 S6S 6-speed manual		BlueHDi 150 S6S 6-speed manual			BlueHDi 180 S6S EAT6										
	Traveller Standard	Traveller Standard	Traveller Long	Traveller Compact	Traveller Standard	Traveller Long	Traveller Compact	Traveller Standard	Traveller Long									
ENGINE																		
Capacity (cc)	1560		1560		1997			1997										
Cylinders / Valves	4 / 8		4 / 8		4 / 16			4 / 16										
Max power CEE (kW/rpm)	70 / 3750		85 / 3500		110 / 4000			130 / 3750										
Max torque CEE (Nm/rpm)	240 / 1750		300 / 1750		370 / 2000			400 / 2000										
Bore and stroke (mm)	75 x 88.3		75 x 88.3		85 x 88			85 x 88										
Fuel system	Diesel - High pressure turbo-charged direct injection					Diesel - High pressure turbo-charged direct injection												
Euro status	Euro 6					Euro 6												
Stop & Start system	•		•		•			•										
TRANSMISSION																		
Gearbox	Piloted manual		Manual		Manual			Automatic										
Number of gears	6		6		6			6										
PERFORMANCE (All figures driver alone)																		
Max speed (mph)	90		99		106			106										
0-62mph (secs)	15.9		13.4		11			11										
ECONOMY MPG (Litres/100km)																		
Urban cycle	51.4 (5.5)		50.4 (5.6)		50.4 (5.6)		47.9 (5.9)		47.9 (5.9)		46.3 (6.1)		44.8 (6.3)					
Extra urban	53.3 (5.3)		56.5 (5.0)		56.5 (5.0)		57.6 (4.9)		53.3 (5.3)		52.3 (5.4)		51.4 (5.5)					
Combined	52.3 (5.4)		54.3 (5.2)		54.3 (5.2)		53.3 (5.3)		51.4 (5.5)		49.6 (5.7)		47.9 (5.9)					
CO₂ EMISSIONS (g/km)	139		137		137		139		143		151		151		155			
WEIGHTS (kg) with 9 seats																		
Payload (2)	1097		1109		1118		1098		1110		1117		1097		1115		1115	
Kerb weight (1)	1573		1571		1612		1597		1630		1673		1628		1655		1705	
Gross Vehicle Weight (GVW)	2670		2680		2730		2695		2740		2790		2725		2770		2820	
Max plated front axle (3)	1500		1500		1500		1500		1500		1500		1500		1500		1500	
Max plated rear axle (3)	1500		1500		1500		1500		1500		1500		1500		1500		1500	
Gross Train Weight (GTW)	4070		4080		4130		4600		4640		4690		4330		4370		4420	
Maximum braked towing weight (4)	1800		1800		1800		2300		2300		2300		2000		2000		2000	
Maximum unbraked towing weight	750		750		750		750		750		750		750		750		750	
Maximum towball weight	72		72		72		92		92		92		80		80		80	
BRAKES Front/Rear											Ventilated discs / discs							
TURNING CIRCLE between kerbs (m)											11.3 for Compact / 12.4 for Standard and Long							
FUEL TANK CAPACITY Litres											70							

(1) Without driver. Kerb weight is calculated including oil, water, lubricants, tools, spare wheel and 90% full fuel tank. Weights may change with the addition of equipment.

(2) Difference between GVW and kerb weight.

(3) Within limits of GVW.

(4) Maximum recommended towing weight within limits of GTW.

6.2 KNOW EVERYTHING ABOUT YOUR TRAVELLER

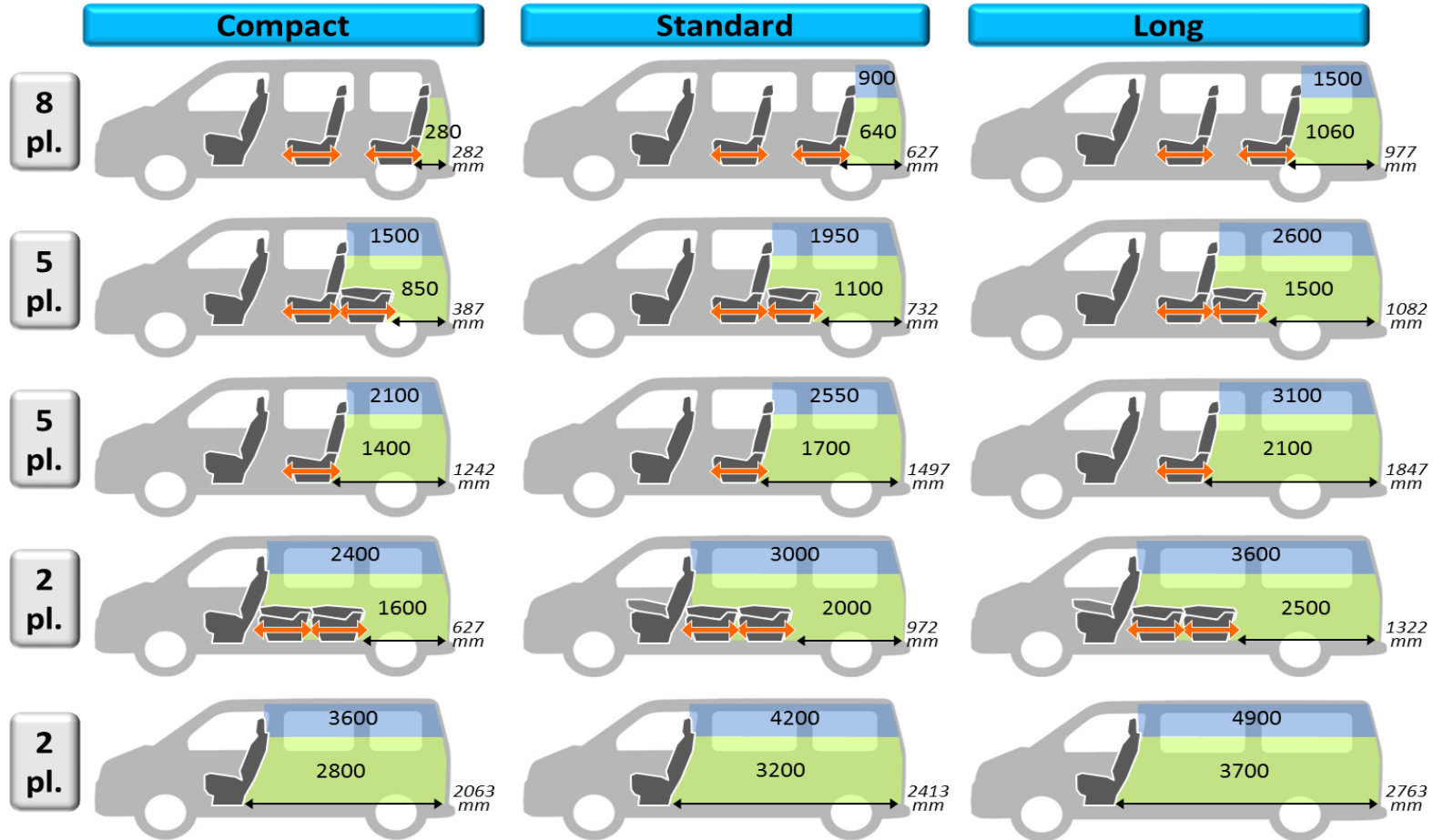
VERSIONS	TRAVELLER		
	Compact	Standard	Long
Exterior dimensions (mm)			
Length	4609	4959	5309
Front overhang	881		
Wheelbase	2925	3275	
Rear overhang	803		1153
Width (excluding door mirrors)	1920		
Width (door mirrors unfolded)	2204		
Front track at wheel centre	1627		
Rear track at wheel centre	1600		
Height (1)	1905	1890	
Height with raised suspension (1)	1945	1935	1940
Dimensions of rear doors (mm)*			
Maximum width of rear doors	1229	1212	
Maximum height of rear doors	1177		
Minimum load sill height (1)	587	584	584
Maximum load sill height (1)	610	653	664
Dimensions of side doors (mm)			
Width of aperture	743	933	
Height of aperture	1181		
Interior dimensions (mm)			
Maximum load height	1334	1337	1339
Maximum load length (with folding 1 st row passenger seat)	2811	3161	3511
Load length (behind the 1 st row)	2063	2413	2763
Load width between wheel arches	1228		
Maximum waiste width 1 st row / 2 nd row / 3 rd row	1515 / 1586 / 1570		
Interior volumes (L)* (see over 6.3)			
Boot load volume (seat height) (2)	1400	1700	2100
Boot load volume (roof height) (2)	2100	2550	3100
Maximum number of seats	8	8	8
Turning circle (m)			
Turning circle between kerbs	11.3	12.4	
Turning circle between walls	11.8	12.9	

(1) Vehicle in running order

(2) In a standard configuration (without third row)

6.3 KNOW EVERYTHING ABOUT YOUR TRAVELLER

Interior volumes (Litres)



Volume to the top of the seat back
 Volume to the roof

FURTHER INFORMATION

MANUFACTURERS RECOMMENDED RETAIL PRICE ON THE ROAD

The On the Road MRRP featured includes the following:

Tax band	CO2 (g/km)	First Year VED	Annual Tax	First Reg fee	Delivery Charge	VAT @ 20% on Delivery	Total OTR Costs
A	0	£0.00	£0.00	£55.00	£550.83	£110.17	£716.00
B	1-50	£10.00	£140.00	£55.00	£550.83	£110.17	£726.00
C	51-75	£25.00	£140.00	£55.00	£550.83	£110.17	£741.00
D	76-90	£100.00	£140.00	£55.00	£550.83	£110.17	£816.00
E	91-100	£120.00	£140.00	£55.00	£550.83	£110.17	£836.00
F	101-110	£140.00	£140.00	£55.00	£550.83	£110.17	£856.00
G	111-130	£160.00	£140.00	£55.00	£550.83	£110.17	£876.00
H	131-150	£200.00	£140.00	£55.00	£550.83	£110.17	£916.00
I	151-170	£500.00	£140.00	£55.00	£550.83	£110.17	£1,216.00
J	171-190	£800.00	£140.00	£55.00	£550.83	£110.17	£1,516.00
K	191-225	£1,200.00	£140.00	£55.00	£550.83	£110.17	£1,916.00
L	226-255	£1,700.00	£140.00	£55.00	£550.83	£110.17	£2,416.00
M	Over 255	£2,000.00	£140.00	£55.00	£550.83	£110.17	£2,716.00

VAT is calculated at 20%

VAT is not applicable to cars sold in the Channel Islands

*A supplementary annual tax rate applies for vehicles with a list price (inc base price, vat, delivery and options) in excess of £40,000

PEUGEOT 3 YEARS OF WARRANTY

All vehicles first registered in the UK and purchased from a UK Peugeot Dealer benefit from a Peugeot 2 year unlimited mileage manufacturer's warranty and a free optional additional 1 year of warranty provided by the Peugeot Dealer Network in the UK.

PEUGEOT ASSISTANCE

All new Peugeots come with Peugeot Assistance, our breakdown assistance service.

Provided by the AA, Peugeot Assistance is available every minute of the day and night; 365 days of the year, for you and anyone else driving your Peugeot with your permission.

Full details are available at www.peugeot.co.uk

TERMS AND CONDITIONS

Every endeavour has been made to ensure that the information, details and descriptions set out in this literature are correct, at the time of going to print.

It is our policy to continually improve our vehicles in every way. We reserve the right to modify our vehicles price, specification (including colour), equipment, accessories and characteristics or to discontinue any model, without notice, at any time.

To avoid any misunderstandings you are advised to check with your Peugeot Dealer the specification (including colour), equipment accessories and equipment relating to any Peugeot vehicle and the exact cost and availability prior to ordering.

Where a feature is described as an option in this publication it should be assumed that it is at extra cost unless specifically stated otherwise.

Issued by Sales and Marketing, Peugeot Motor Company PLC, Pinley House, Sunbeam Way, Coventry, CV3 1ND.

For further information call Peugeot on 0845 200 1234 or visit our website at www.peugeot.co.uk

